

BITUTHENE® Liquid Membrane

LM and deck prep — two-component, elastomeric, liquid-applied waterproofing membrane for a variety of applications including basements and flat decks and for use in conjunction with BITUTHENE sheet waterproofing membranes

Product Description

BITUTHENE® Liquid Membranes are two-component, asphalt-modified urethanes and include BITUTHENE LM (trowel grade) for vertical applications and detailing and BITUTHENE Deck Prep (pourable grade) for horizontal applications.

Features

- Liquid applied — conforms to irregular profiles
- Waterproof — resistant to water vapour and water pressure
- Tough rubber-like — flexible and damage-resistant
- Seamless — joint-free membrane
- Chemically cured — unaffected by in-service temperature variations
- Cold applied — no flame hazard
- BITUTHENE compatible — complements BITUTHENE sheet waterproofing membrane systems

Applications

BITUTHENE Liquid Membranes may be used as stand alone waterproofing systems or in conjunction with BITUTHENE sheet waterproofing membranes as a detailing aid and for smoothing out rough concrete substrates. BITUTHENE LM and Deck Prep cure to a very tough, flexible, rubber-like waterproofing layer.

BITUTHENE Liquid Membranes are ideal for waterproofing both concrete and masonry and may be used in both new construction and retrofit applications. Typical applications include foundation walls, tunnels, earth sheltered structures, and split slab construction, both above and below grade, such as plaza areas and parking decks. Interior uses may include mechanical rooms, laboratories, kitchens and bathrooms.

BITUTHENE LM is ideally suited for use with BITUTHENE Sheet Membranes as a:

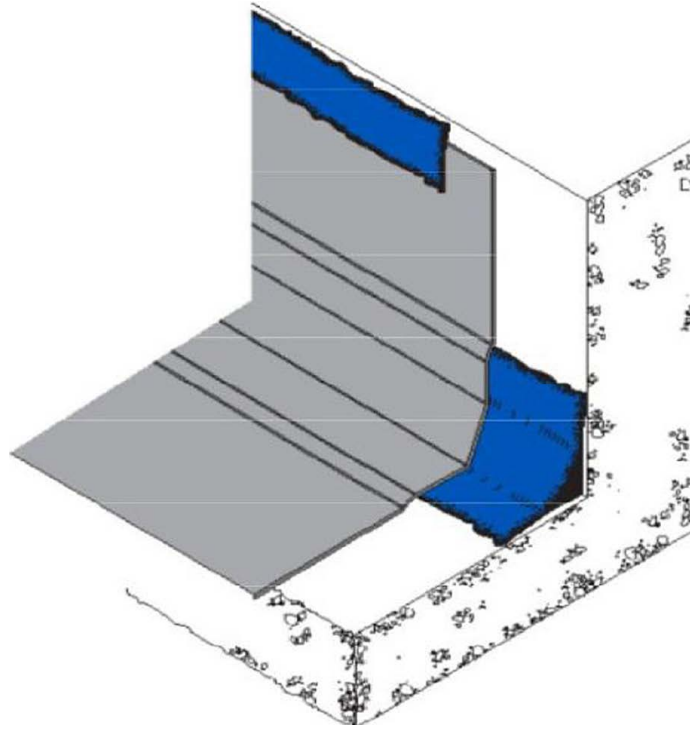
- Fillet and reinforcement material at inside corners
- Flashing material around drains, protrusions, curbs and parapets
- Sealing material at terminations
- Repair material for defects on concrete surfaces

BITUTHENE deck prep complements the BITUTHENE sheet membrane system in the following areas:

- Levelling agent for rough concrete decks in new and retrofit construction
- Non-structural repair material for defects in concrete decks for new and retrofit construction
- Temporary waterproofing layer
- Primer layer to BITUTHENE waterproofing membranes

Performance

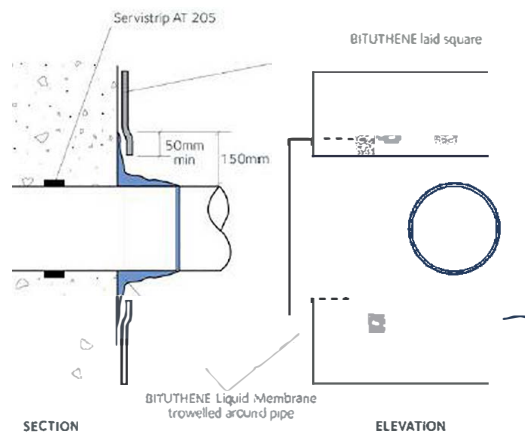
PROPERTY	TYPICAL VALUE	TEST METHOD
Chemical Composition	Asphalt-Modified Urethane	
Solids Content	100%	ASTM D-1644
Moisture Vapour Transmission Rate (Perms)	<2.0g / m /24 hours	ASTM E-96
Elongation	250% min.	ASTM D-412
Adhesion to Concrete	88CN/m	ASTM D-903
Pliability, 180° Bend Over 1" Mandrel @ -32°C	Unaffected	ASTM D-146
Hydrostatic Head Resistance LM @ 1.5mm	50 metres	ASTM D-5385
Hydrostatic Head Resistance Deck Prep @ 1.5 and 2.5mm	20 - 40 metres	ASTM D-5385



Installation

Substrate Preparation

Surfaces shall be dry and free from dust, dirt, grease or other contaminants. Ambient temperature shall be +5 °C and rising. BITUTHENE Liquid Membrane should preferably be applied prior to the installation of BITUTHENE sheet waterproofing membranes. BITUTHENE Liquid Membrane may be used as a pointing surface sealer for BITUTHENE sheet membranes. A minimum overlap of the BITUTHENE sheet membrane of 50mm shall be provided. BITUTHENE Liquid Membrane is compatible with dry BITUTHENE Primer, B2 Primer and the BITUTHENE self-adhesive compound used on all BITUTHENE systems. BITUTHENE Liquid Membrane will adhere to clean, dry metal substrates.



Mixing

BITUTHENE Liquid Membrane pack is supplied in a single can containing Part A base with the Part B reactor located separately under the can lid. Add Part B (clear) to Part A (black). Using a low speed mixer with Paddle MR2 (80mm dia.), blend the two parts for approximately 1 minute at 100rpm. Mix for a further 2-3 minutes at 200-300rpm until uniform blending is achieved. Scrape the sides and bottom of the container during mixing to ensure thorough blending. At temperatures below +10 °C, store overnight at +20 °C to improve blending and workability. Clean tools and equipment before BITUTHENE Liquid Membrane has cured with mineral spirits.

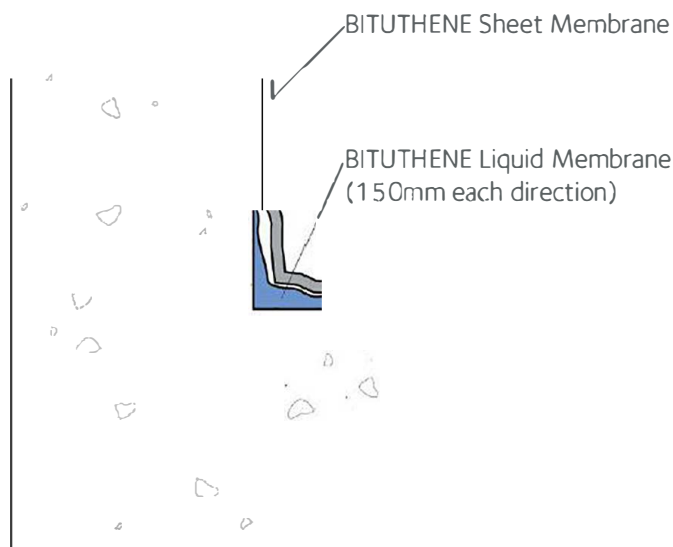
Application

Apply BITUTHENE Liquid Membrane with a trowel, solid barrel gun or hand held squeegee to achieve a minimum thickness of 1.5mm. Apply to a minimum thickness of 2.5mm when used as a detailing aid with BITUTHENE sheet membranes. Once mixed BITUTHENE Liquid Membrane must be applied within one hour at normal ambient temperatures. Material which has thickened must be discarded. BITUTHENE Liquid Membrane shall be allowed to cure for 24 hours before backfilling or flood testing.

Supply

BITUTHENE LM	5.7 litre pack (Parts A and B)
BITUTHENE LM and Deck Prep	15.1 litre pack (Parts A and B)

PRODUCT	APPROXIMATE COVERAGE	5.7 LITRE PACK	15.1 LITRE PACK
Deck Prep	1.5mm thick	3.2m ² /pack	8.4 m ² /pack
	2.5mm thick	2.3m ² /pack	6.0 m ² /pack
LM	2.5mm thick x 300mm wide	7.6 lin m	20.1 lin m
LM	2.5mm thick x 2 x 150mm wide with 20mm fillet	6.0 lin m	15.9 lin m
LM	20mm Fillet	28.4 lin m	75.5 lin m



Specification

When used as a stand alone system, BITUTHENE LM and Deck Prep are mixed and applied in accordance with manufacturer's instructions to a minimum thickness requirement of 1.5mm. Where detailed with BITUTHENE sheet membranes, waterproofing integrity at penetrations, changes in direction, and substrate preparation shall be achieved with BITUTHENE LM and Deck Prep mixed and applied in accordance with the manufacturer's instructions. BITUTHENE Liquid Membranes are supplied by GCP Applied Technologies. For further information, contact your local GCP representative.

Technical Services

For assistance with working drawings for projects and additional technical advice, please contact GCP Applied Technologies.

Safety, Storage and Handling

BITUTHENE Liquid Membranes may be harmful. Special precautions are required when used in confined areas. Refer to product label and Material Safety Data Sheet before use.