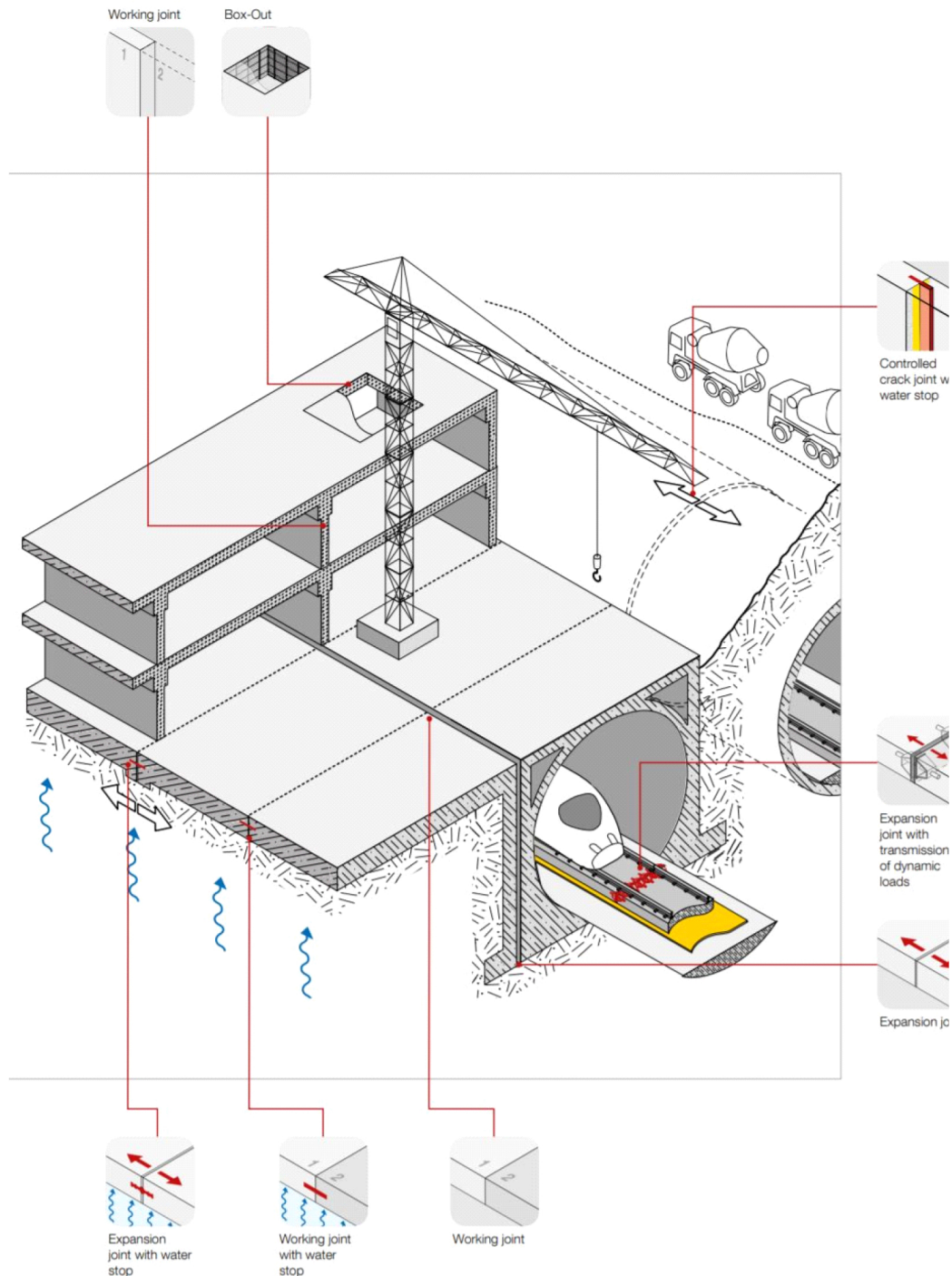


PRODUCT DESCRIPTION

Stremaform® is a bespoke formwork element for the forming of construction joints. The product consists of a special expanded metal mesh which is welded in between longitudinal and traverse steel bars. The result is a deflection resistant element. Tests carried out by the Technical University of Brunswick (Germany) shows that the resistance of these construction joints to shear forces is identical to that for monolithic concrete. When using Stremaform® for bucket foundations the transferable shear forces are approximately 37% higher than with traditional indented joints.



ADVANTAGES

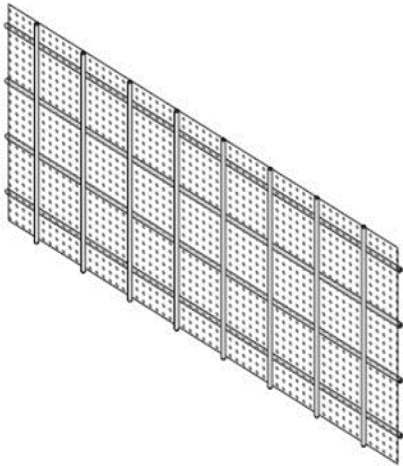
Dimensionally stable and designed to withstand concrete pressure during the pour.

Elements remain in the concrete and can be recycled together with steel mesh

Width can be adapted to fit specific needs

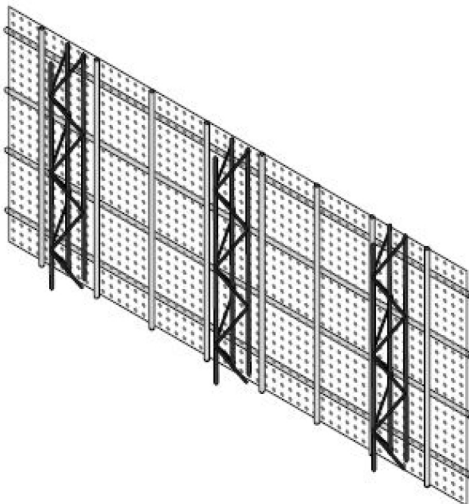
Stremaform®

- Elements precisely delivered to specifications for medium sized components
- Waterstops can be integrated if required



Stremaform® strong

- Suited for very thick components due to vertical bracing
- Elements are exactly shaped to the required size
- Waterstops can be integrated if required
- Simple adjustments at construction site are possible



APPLICATIONS

Expansion Joints

Construction Joints

Working Joints

Controlled Crack Applications

Product	Slab Widths	Wall Thickness
Stremaform®	< 500mm	< 300mm
Stremaform® strong	> 500mm	> 300mm